



Clematis

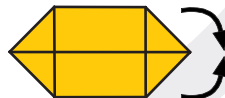
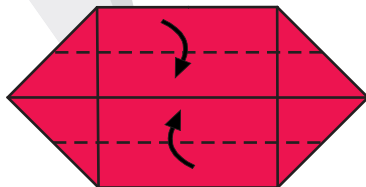
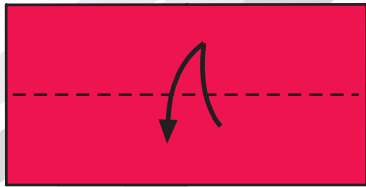
Designer: Stephanie Meschke



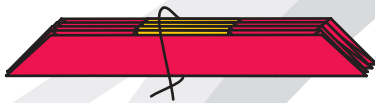
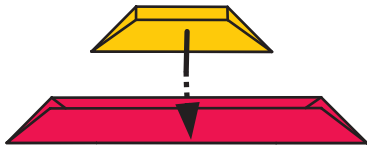
10 cm x 5 cm



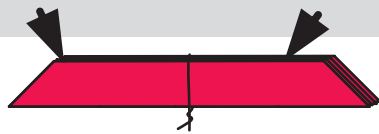
5 cm x 2,5 cm



Diese Bastelanleitung erstellte Stephanie Meschke & Claudius Grünberg



Mit Draht oder Garn fest zusammenbinden



Alle Blütenblätter auf drücken und die Spitzen vorn etwas umbiegen.

